

## Replacing multiple adjacent teeth

The implant bridge replaces several teeth



## Replacing a full arch

Depending on the situation, fixed or fixed-removable solutions exist

### Fixed full upper arch



### Overdenture

This type is fixed, but can be removed by the patient



We are pleased to offer reliable solutions to you and your dentist with the GC Aadva Implant System for all kind of implant treatments.

Please follow your dentist's advice to enjoy comfortable chewing with this safe and proven solution and to regain your quality of life.

**We wish you a healthy life with a confident smile!**

**GC Tech.Europe GmbH • Member of GC Group**

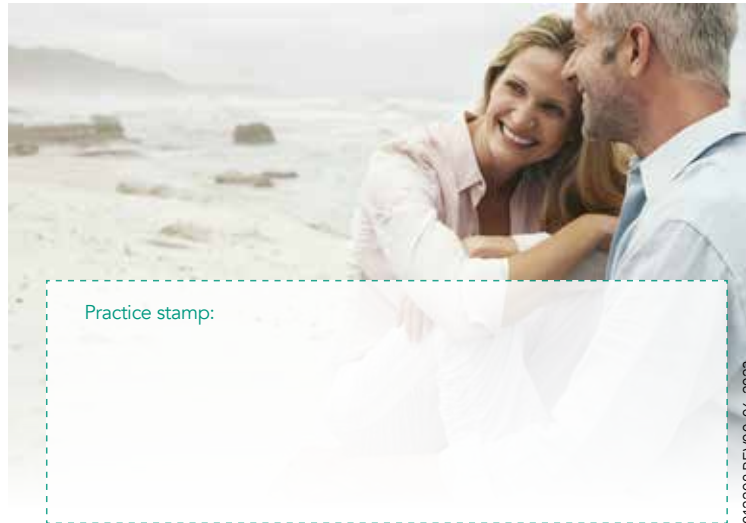
#### Germany

Harkortstr. 2  
D-58339 Breckerfeld  
Tel.: +49 2338 801-980  
Fax: +49 2238 801-985


#### Head Office

Researchpark Haasrode-Leuven 1240  
Interleuvenlaan 33  
B-3001 Leuven  
Tel. +32.16.74.10.00  
Fax. +32.16.40.48.32

Aadva implants, a combination of cutting edge Japanese technology, produced in Germany



812208 REV00-06-2023

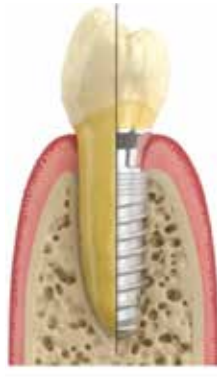


Enjoy  
your smile  
with dental  
implants!



## What is a dental implant?

A dental implant is a biocompatible titanium screw to replace the root of the natural tooth that was lost. It can be placed in the upper or lower jaw to replace one or more teeth. Once it is integrated into the bone, a crown, a bridge or prosthesis can be placed on top.



## The advantages of dental implants

- **Improved appearance and self-esteem**

Dental implants look, feel and act like your own teeth, so you can eat, speak and smile with confidence!

- **Restored chewing function**

A crown on an implant will give the same comfort as your natural teeth. Dentures on implants are firmly attached; you never have to worry that they will fall out and you can chew the food you want again

- **No damage to adjacent teeth**

For a bridge on natural teeth, a large part of the adjacent teeth has to be grinded down. With implants, adjacent teeth are left untouched

- **Prevention of bone loss and tooth movement**

When teeth are lost, the jaw bone decrease and surrounding teeth may tilt. This does not happen after implant replacement

- **Proven and reliable solution**

Implant treatment has been studied and used for decades with successful outcome

## How long do implants last?

A treatment with 100% success rate does not exist. However, success rates of dental implant treatments has been greatly improved to more than 90% in the long term. Clinical research at the University of Leuven, (KUL) Belgium showed a success rate of 98% for the Aadva implant system after 42 months\*.

The success of dental implants largely depends on oral care and hygiene. Just as natural teeth, implants must be cleaned with your toothbrush and dental floss or interproximal brushes. Your dentist will advise you on the appropriate cleaning methods for your implants.

## Can anyone have a dental implant?

In general, everyone who has completed puberty and is healthy enough to undergo a routine dental extraction or oral surgery can be considered for a dental implant. The gums must be in healthy condition and patients need to commit to maintaining oral hygiene.



\*Clinical findings for the GC Aadva implant in a general private practice; Brun, Leclercq, Merheb, Simons, Van Meerbeek, Quirynen; Journal IMPLANT Chirurgie – Prothèse, Vol. 20; May 2014

## Dental implant surgery: what to expect?

Prior to placement, the dental specialist will do a full examination, including X-rays and medical history. Usually, the procedure can take place in the dental office under local anaesthesia, even though several options exist.

The dental implant surgery occurs in several stages, depending upon the kind of implant you're getting and the health of your jawbone. Your dental surgeon will inform you and answer to any questions with regard to your specific situation.

After the procedure, your dentist will give you an **implant passport** that will allow you to be treated by any other dentist in the world.

## Replacing a single tooth

An implant crown replaces a single tooth

